

The background of the entire page is a detailed illustration of an underwater scene. It features ancient, dark stone ruins with intricate carvings, partially covered by vibrant coral and sea anemones in shades of red, orange, and yellow. The water is a deep, dark blue with some light filtering down from the top left, creating a mysterious and ancient atmosphere.

OPEN DUNGEONS RPG PRESENTS

Navigation Reference

SALT AND BONE

Salt and Bone — Navigation Reference

All room navigations grouped in sets of 3 for map reconstruction.

A-Cluster: The Scribe Shore

A1 — South Shore Entry

North (deeper inside) leads to a short passage connecting to A3.
A narrow side passage to the east leads to A2.

A2 — Drowned Supply Cache

West leads back to the passage near A1.
East (secret door) connects to B-cluster near B3.

A3 — Hall of First Inscription

South leads back toward A1 (shore entry).
North leads to A4 (corridor toward A5).
East connects toward B4 via a worked stone passage.

A4 — The Inscription Corridor

South leads back to A3.
North leads to A5.

A5 — Crypt of the Lesser Scribes

South leads back to A4 and A3.
Northwest passage leads to A6.
East (via passage) connects toward B4.

A6 — The Ink Workshop

Southeast leads back to A5.
East connects to B8 and the central B-cluster corridors.
North passage leads to A7.

A7 — Vaelith's Private Study

South leads to A6.
North passage leads to A8.

A8 — The Grandscribe's Tomb

South leads to A7.

East passage connects toward B9 and B13 (central mausoleum, toward Level 2 stairs).

B-Cluster: The Working Corridors

B1 — Southeast Shore Entry

West leads deeper into B2.

South exits to the southeast shore.

B2 — The Flooded Antechamber

East leads back toward B1 and the shore.

West leads to B4 via a corridor.

Northeast (stairs up) leads to C3.

South passage connects toward B3.

B3 — Collapsed Storage

East leads toward B2.

West (narrow passage) connects near A2's secret door passage.

North leads toward B5.

B4 — The Old Scriptorium

East leads toward B2 and B5.

West connects toward A3 and A5 (via passage).

North corridor leads toward B6, B7, B8.

B5 — The Quartermaster's Room

West leads to B4.

North connects toward B6 and B7.

South (secret door) leads to C4.

South leads back toward B3.

B6 — The Corridor of Names

South leads to B4 and B5.

North leads to B7 and B8.

B7 — The Locked Archive

West leads to B6 corridor.

East (secret door) connects to passage near B10.

B8 — Junction Hall

West leads to A6 (Ink Workshop).

North leads to B9 (Central Hall).

South leads to B6, B7.

East connects toward C5.

B9 — The Central Hall

South leads to B8.

East corridor leads to B10.

North leads to B12, B13, and the path toward the Level 2 stairs.

North (secret door) also connects directly to B13, bypassing B12. Detection: Wisdom Chance Roll TN 15 from the B9 side.

Near the base of the far wall, a Scribe's travel kit has been abandoned - a cracked leather satchel containing one intact vial of blood-ink and a bone stylus. Someone made it this far and stopped.

West passage leads toward A8.

West also connects toward B11.

B10 — The Reliquary

West leads to B9.

South (via secret passage from B7, if found) leads to B7.

North connects toward C6 area.

B11 — The Corrosive Passage

West leads to B12.

East leads to B9.

Southeast connects to C8 area.

B12 — The Upper Corridor

South leads to B9.

East connects toward B11 and C8.

North leads to B13 (inscription puzzle door to Level 2 stairs).

B13 — The Inscription Door

South leads to B12.

South (secret door) also connects directly to B9, bypassing B12. Detection: Wisdom Chance Roll TN 15 from the B13 side.

West (secret door) connects toward A8 passage.

North (through puzzle door) leads to stairs ascending to Level 2 - The Altar Temple.

C-Cluster: Shore Caves and Transition

C1 — East Shore Entry

West (deeper) leads to C2.

East exits to the shore.

C2 — The Tidal Pool Chamber

East leads back to C1.

West leads to C3 (via a climbing passage).

North passage leads toward C5 area.

C3 — Upper Landing

South leads toward C2 and C1 (shore).

Down (stairs) leads to B2.

North/west leads to C4.

West (via C4) connects toward C5.

C4 — The Guardian's Post

South leads to C3.

North (secret door) leads to B5.

West passage leads toward C5.

C5 — The Drowned Chapel

East leads to C4 and C3.

West (secret door) connects to B8 area.

North leads to C6.

South passage leads toward C2.

C6 — The Warding Chamber

South leads to C5.

West (secret door) connects toward B10.

North leads to C7.

North leads to C8.

C7 — The Scriptorium of the Dead

South leads to C6.

West (secret door) connects toward C8. Detection: Wisdom Chance Roll TN 15.

C8 — The Grand Vestibule

East (secret door) leads to C7. South also leads to C6 via normal passage.

West connects to B11 and B12.

Northeast leads to C9, C10.

North leads toward C11 (stairs to Level 2).

C9 — The Map Room

South leads to C8.

East connects to C10.

C10 — Storage and Preparation

West leads to C9.

South leads to C8.

Northwest (secret door) leads to C11. Detection: Wisdom Chance Roll TN 15.

C11 — Stairs to the Altar Temple

Southeast (secret door) leads back to C10. C8 is accessible from C10.

Two stone gargoyles stand on pedestals flanking the stairway, wings folded, eyes forward.

They are inactive until the threshold is crossed without authorization. See GARGOYLE SENTINEL in the Bestiary.

Up (stairs) leads to Level 2 - The Altar Temple (D1 area).

D-Cluster: The Cave Approach (Level 2)

D1 — Mausoleum Passage Entry

West leads back to Level 1 stairs (mausoleum).


East (warded door) leads to E1 (temple entry).

South leads to D2 (cave network).

D2 — Winding Cave

North leads to D1.

South leads to D3.



D3 — Stalactite Grotto

North leads to D2.

East passage connects toward E3 area.

South leads to D4.

D4 — The Ritual Circle

North leads to D3.

East connects toward E3 area.

East also connects toward E4 (temple area).

South leads to D5.

D5 — The Pirate Camp

North leads to D4.

South leads to D6.

East leads to D8.

D6 — Dead End Grotto

North leads to D5.

D7 — The Sunken Hall

North leads to D8.

East leads to D9.

South leads to D12.

D8 — Collapsed Passage

North leads to D5.

South leads to D7.


East leads to D9.

D9 — Underground Stream

West leads to D8 and D7.

North leads to D10.

South leads to D12.



D10 — The Bone Pile

South leads to D9.
East leads to D11.
North connects to E4.

D11 — The Narrow Way

West leads to D10.
South leads to D12 and D13.

D12 — Cavern Crossroads

North leads to D9 and D11.
West leads to D7.
Southeast leads to D13.

D13 — Cliff Overlook

West leads to D12.
East leads to D14.
North connects toward D11 (via D12).

D14 — Wind-Carved Chamber

West leads to D13.
South leads to D15 (shore exit passage).

D15 — Shore Exit

North leads to D14.
South exits to the shore.

E-Cluster: The Altar Temple

E1 — Temple Entry Hall

West leads to D1 (cave network).
North (stairs up) leads to E2 (Altar room).
South leads to E3.

E2 — The Altar of Oceanus

West (stairs down) leads to E1.

South (stairs down) leads to E3 and E7.

East (door) leads to E10.

North (stairs up) leads to E12 and F1.

E3 — The Washing Hall

North leads to E1 and E2.

On a stone shelf near the washing basin, sealed in a waxed tube stamped with Oceanus's trident sigil: a divine scroll. See **SCROLL OF OCEANUS'S REBUKE** in the Adventure Magic Items reference.

East leads to E4 and E7.

West connects toward D3.

West also connects toward D4 (cave network).

E4 — The Meditation Hall

North leads to E3 and E2.

East leads to E5 and E7.

West connects toward D4 and D10.

E5 — Guard Alcove

West leads to E4.

East leads to E6.

E6 — The Offerings Vault

West leads to E5.

E7 — Temple Junction

North leads to E2.

West leads to E4 and E3.

East leads to E8.

North-east connects toward E10.

East also connects toward E9 (via E8).



E8 — The Elevated Watch

West leads to E7.

South (stairs) leads to E9.

E9 — The Scribe's Confession

North (stairs) leads up to E8. From E8, access E10 via the eastern corridor.

E10 — Eastern Corridor

West (door) leads to E2.

South leads to E9.

East (stairs) leads to E11.

North leads to E12.

Southwest connects toward E7.

E11 — The Temple Vault

West (stairs) leads to E10.

E12 — The Bridge Passage

South leads to E2 and E10.

North leads to F1 and F2.

East leads to G1 (the bridge to the Pyre).

F-Cluster: The Northern Wing

F1 — Antechamber of Faith

South leads to E1 and E2.

North leads to F2.

East leads to E12.

West leads to F4.


F2 — The Hall of Tides

South leads to F1 and E12.

North leads to F3.

West leads to F4 and F5.

East connects toward G1.



F3 — The Bell Chamber

South leads to F2.

F4 — The Sacred Font

East leads to F1 and F2.

South leads to F5 and F6.

F5 — The Vestry

North leads to F4.

East leads to F2.

South leads to F6.

F6 — Burial Alcove (East)

North leads to F5.

West leads to F7.

North (via F5) connects toward F4.

F7 — Burial Alcove (West)

East leads to F6.

G-Cluster: The Bridge to the Pyre

G1 — Bridge Entry

West leads back inside to E12 and F2.

East continues across the bridge to G2.

G2 — The Midspan

West leads to G1.

East leads to G3.

G3 — Final Approach

West leads to G2.

East leads to G4 (the Pyre).

G4 — The Pyre

West leads to G3 and the bridge back inside.

